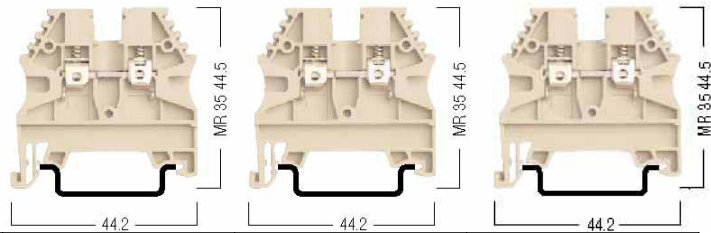
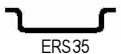












Model: ER Series











Feed-through terminals and accessories**Description**


ER type terminals are manufactured from thermoplastic raw materials. Beige is the main color, 8 different colors give users options for grouping.










	ER 2.5 width: 5mm			ER 4 width: 6mm			ER 6 width: 8mm		
Electrical ratings									
Voltage/Current/Cross section	750V~/26A/2.5mm ²			750V~/34A/4mm ²			750V~/44A/6mm ²		
VDE	750V~/24A/2.5mm ²			750V~/32A/4mm ²			630V~/41A/6mm ²		
UL	600V~/20A/AWAG 26-12			600V~/20A/AWAG 26-12			600V~/35A/AWAG 26-8		
Insulation stripping length	10mm			10mm			12mm		
Connection Data									
Solid Strand, Screw Connection	0.5-4mm ²			0.5-6mm ²			0.5-10mm ²		
Fine Strand, Screw Connection	1.5-4mm ²			1.5-6mm ²			1.5-10mm ²		
AWG Conductor	26.....12			26.....12			26.....8		
Ordering Data	Cat. No	Qty		Cat. No	Qty		Cat. No	Qty	
Poliamide 6.6	ER2.5BEIGE	100		ER4BEIGE	100		ER6BEIGE	100	
	ER2.5BLACK	100		ER4BLACK	100				
	ER2.5BLUE	100		ER4BLUE	100				
	ER2.5GREEN	100		ER4GREEN	100				
	ER2.5ORANGE	100		ER4ORANGE	100				
	ER2.5RED	100		ER4RED	100				
	ER2.5WHITE	100		ER4WHITE	100				
	ER2.5YELLOW	100		ER4YELLOW	100				
Mounting Rails	Type	Cat. No	Qty	Type	Cat. No	Qty	Type	Cat. No	Qty
MR 35 X 7.5 Slotted	Slotted	ERS35	1m	Slotted	ERS35	1m	Slotted	ERS35	1m
MR 35 X 15 Slotted	Slotted	ERS35-HPP	1m	Slotted	ERS35-HPP	1m	Slotted	ERS35-HPP	1m
									
									
End Bracket	Cat. No	Qty		Cat. No	Qty		Cat. No	Qty	
 ES1 For 35mm Din	ES3BEIGE	100		ES3BEIGE	100		ES3BEIGE	100	
	ES1BEIGE	20		ES1BEIGE	20		ES1BEIGE	20	
End Plate									
Thickness 1.5mm EP Poliamide 6.6	EP2.5-10BEIGE	100		EP2.5-10BEIGE	100		EP2.5-10BEIGE	100	
									
Small Partition									
SP1	SP1BEIGE	100		SP1BEIGE	100		SP1BEIGE	100	
									
Cross-Connection									
	CC2.5/2	25		CC4/2	25		CC6/2	25	
	CC2.5/10	5		CC4/10	5		CC6/10	5	
Warning Label									
 With symbol	WL1YEL	25		WL1YEL	25		WL1YEL	25	
Without symbol	WL2YELLOW	25		WL2YELLOW	25		WL2YELLOW	25	
Group Marking									
 GM	GMBEIGE	50		GMBEIGE	50		GMBEIGE	50	
 GM 2	GM2	25		GM2	25		GM2	25	



	ER 10 width: 10mm			ER 16 width: 12mm			ER 35 width: 16mm		
Electrical ratings									
Voltage/Current/Cross section	750V~/I61A/10mm ²			750V~/I82A/10mm ²			750V~/I135A/35mm ²		
VDE	630V~/I57A/10mm ²			630V~/I76A/10mm ²			630V~/I125A/35mm ²		
UL	600V~/50A/AWAG 16-8			600V~/65A/AWAG 12-6			600V~/115A/AWAG 10-2		
Insulation stripping length	12mm			16mm			18mm		
Connection Data									
Solid Strand, Screw Connection	0.5-16mm ²			0.5-16mm ²			4-16mm ²		
Fine Strand, Screw Connection	1.5-16mm ²			1.5-25mm ²			4-50mm ²		
AWG Conductor	16.....6			14.....4			10.....1		
Ordering Data	Cat. No	Qty		Cat. No	Qty		Cat. No	Qty	
Poliammide 6.6	ER10BEIGE	100		ER16BEIGE	100		ER35BEIGE	50	
Mounting Rails	Type	Cat. No	Qty	Type	Cat. No	Qty	Type	Cat. No	Qty
MR 35 X 7.5 Slotted	Slotted	ERS35	1m	Slotted	ERS35	1m	Slotted	ERS35	1m
MR 35 X 15 Slotted	Slotted	ERS35-HPP	1m	Slotted	ERS35-HPP	1m	Slotted	ERS35-HPP	1m
									
ERS35									
									
ERS35-HPP									
End Bracket	Cat. No	Qty		Cat. No	Qty		Cat. No	Qty	
 ES1	ES3BEIGE	100		ES3BEIGE	100		ES3BEIGE	100	
For 35mm Din	ES1BEIGE	20		ES1BEIGE	20		ES1BEIGE	20	
End Plate									
Thickness 1.5mm EP Poliammide 6.6	EP2.5-10BEIGE	100		EP16BEIGE	100				
									
Small Partition									
SP1	SP1BEIGE	100							
									
Cross-Connection									
	CC10/2	25		CC16/2	25		CC35/2	25	
	CC10/10	5		CC16/10	5		CC35/10	5	
Warning Label									
 With symbol	WL1YEL	25		WL1YEL	25		WL1YEL	25	
Without symbol	WL2YELLOW	25		WL2YELLOW	25		WL2YELLOW	25	
Group Marking									
 GM	GMBEIGE	50		GMBEIGE	50		GMBEIGE	50	
 GM2	GM2	25		GM2	25		GM2	25	



ER 70 width: 22mm	
Electrical ratings	
Voltage/Current/Cross section	750V~/192A/70mm ²
VDE	
UL	600V~/175A/AWAG 6-2/02
Insulation stripping length	20mm
Connection Data	
Solid Strand, Screw Connection	1016mm ²
Fine Strand, Screw Connection	10-95mm ²
AWG Conductor	6.....2/0
Ordering Data	
Poliamide 6.6	Cat. No Qty ER70BEIGE 10
Mounting Rails	
MR 35 X 7.5 Slotted MR 35 X 15 Slotted	Type Cat. No Qty
 ERS35	Slotted ERS35 1m
 ERS35-HPP	Slotted ERS35-HPP 1m
End Bracket	
 ES1 For 35mm Din	Cat. No Qty ES3BEIGE 100 ES1BEIGE 20
End Plate	
Thickness 1.5mm EP Poliamide 6.6	
Small Partition	
SP1 	
Cross-Connection	
	
Warning Label	
	With symbol Without symbol
Group Marking	
	GM GMBEIGE 50 GM 2